

V6.1

# BLASTHOME™

## INSTALLATION INSTRUCTIONS

FOR:

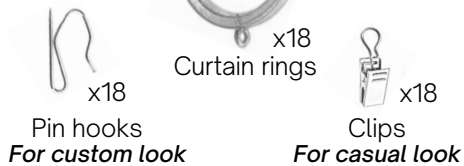
### Curtain Rings

Pair with Signature Collection Rod Sets

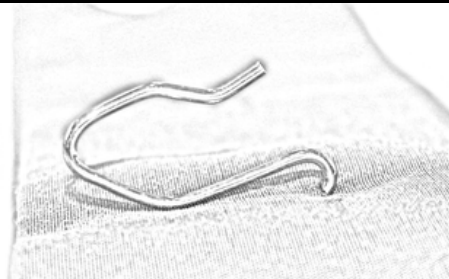


**TIP:** Pin hooks hang curtains higher and closer to rings for a custom look. Whereas clips with rings hang curtains lower, offering a more casual look. Select one for use now, and save the other to change your look later!

## PARTS INCLUDED:




1a




If using pin hooks, insert them up and into back of curtain on top of panel, as shown.

1b



Place pin hooks (or clips with rings) in numbered order to maintain even spacing.

2



Then insert open ends of pin hooks into small eyelet holes of curtain rings. Add rings with curtains to rod and enjoy your beautiful new window from your friends at BlastHome!



**TIP:**



Use a paper towel to rub a very thin layer of petroleum jelly along the top of the entire rod. Just one application will make your rings glide effortlessly for years!